

JACK SPARROW WIG CHART

"They be my charts." ~ Hector Barbossa

"Well, that makes you...chart man!" ~ Jack Sparrow

First let me say this, there can be no such thing as an extensive document made by a fan who has never seen or photographed the actual screen used props; there can only be estimated guesses. Second, even if this were spot on perfect, it still would not line up with your individual wig and items, unless you had the exact same layout and number of dreads. Third, the placement of the coins is not an exact science as Jack's dreads will move from the front to the back during shooting – and certainly his wig looks different in production shots and from movie to movie. Therefore use this "chart" as a reference and not as a holy writ. Last, several of the pictures and much of the information is not my own... it's blatantly stolen. (PIRATE!) But I will try to give credit where credit is due.



WARNING:

WARNING:

All pictures and reference photos are the intellectual property of the owners unless otherwise stated and should only be used for the purposes of private costuming and not for profit or gain. The creator of this document secured no rights or privileges to use said images or information and thereby releases all responsibility in how it is used.

WIG FRONT COINS AND PENDANTS

Blue Painted
Wave Coin



Chinese wealth
charm (x2)
Front/ back



Small Scalloped
Zodiac Charm



Small Scalloped
Zodiac Charm



2 Pya Coins
Same dread as the
wave coin



Balboa Charm

* Original chart made by Charles (aka Undead Monkey)

WIG FRONT TIES AND COINS

The faded red cloth ties are sometimes made from just red fabric, or specially printed fabric from India. Other costumes buy a second bandanna and strip the color from it and use it for scrap. There are typically two (2) wraps on the right side and one (1) on the left.




R



Balboa Coin

L

Zodiac Coin



braid

One longer leather strap tied into the dread with the Chinese wealth charm on the right side.

There is also this balled up "tuft" of colored thread tied to the end of the right braid.

WIG RIGHT TIES AND COINS



Notice on the right side we see three or four small leather (or rope hemp) ties in the dreads at various levels.

Again you can see the placement of the wealth coins and about at what level they go into the dreads.

WIG LEFT TIES AND COINS

The left side seems to be even plainer with only a single tie at about the shoulder line.



Backside of the “behind coin” of the wealth coin.




WIG BACK COINS AND TIES

One lone faded “rogue red tie”
in the back



two thin brown leather ties

One long brown leather tie



This braid
tie starts at
the top with
a crossed
loop and
wraps down-
ward “X”
style and is
tied at the
bottom



Three (3) Chinese
“luck coins” can be
seen in Jack’s braid.

COTBP WIG



Thanks to Zach (aka Jodo)



Left of wig...
2 Pya coins and a
"small coin"



Balboa coin and
criss-crossing
leather



Round bandana coin, and back braid luck coin

COTBP WIG

Thanks to Zach (aka Jodo)



Two "upper" coins



Hexagon / round coin combo

*The *Curse of the Black Pearl* coin set does not seem as static, and appears to “change” from screen shot to screen shot, this could be due to multiple wigs, or the more “flowing-ness” of the free hair. And that the harder to see coins end up getting “lost” behind all of the brown locks.

WIG BEADS



1. Piece of Eight

2. African skunk

3. Kuchi Strand

large twine

Wardrobe

brass ball
 Orange Copal
 green donut
 white donut
 lime green donut
 Red Skunk
 copper saucer
 Brass coin #1

Possible Discrepancies in beads

Greenheart
 Red Skunk
 pewter cube
 Yellow Copal
 Orange Copal Donut
 Black Skunk
 Greenheart
 pewter bean
 Wood
 brass ball



smaller twine

Brass ball
 Greenheart
 Black Skunk
 White Stone or Bone
 Red Skunk
 leather thong

BREAK DOWN

brass bead - etched
 yellow orange bean
 red orange ball
 black ball - white dots
 deep red/orangebean
 elongated pewter cube - engraved
 maroon bean
 brass ball
 pewter ball
 metal strapping
 metal coin with jewel
 3 metal straps
 3 four-link chains

charcoal leather strap

brass octagonal coin

maroon leather wraps

Brass coin #2

Brass coin #3

leather wraps

Captain Alva & Undead Monkey

brass diamond shaped cube
 red cylinder
 brass cylinder - etched
 green bead

Brass coin #4

WIG BEADS PIECE OF EIGHT



Pya coin from Burma

African skunk
bead, jade and
white porcelain



REAL PROP


WIG BEADS AFRICAN SKUNK

Examples of African Skunk beads.

There is also an additional red skunk bead in the Piece of Eight and Kuchi.



WIG BEADS KUCHI DANGLE



back



front

REAL PROP